



Common Myths and Mix-Ups: Accessibility Standards

Will begin at 2:00 PM Eastern Time

- Audio and visuals are provided through the online webinar platform
- Access to presentation handouts was included in the email reminder you received for this session
- This session will be open-captioned



Technical Assistance

- If you experience technical difficulties
 - Select the Chat icon and then type your message in the box that appears
 - Call 301-217-0124



2



Audio

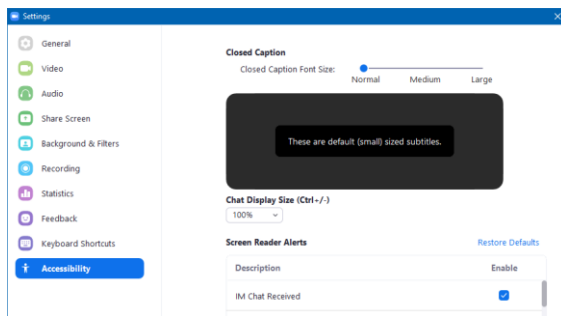
- Access audio for the webinar via computer speakers or phone
- Open the Audio Settings window to change audio settings




3



Captions



- This webinar is being captioned in real-time
- You can change the size of the caption display by clicking on the up arrow on the Show Captions button, then clicking on Caption Settings.



4

Questions and Comments

- Select the Chat icon
- Send your question to adatrainig@transcen.org



5





Archive

- This webinar is being recorded
 - You will receive an email with information on how to access the archive

6

Certificates of Attendance

- Only those who purchased certificates when registering for the session are eligible to receive one
- Certificates are available only for attending the live session; attendance will be verified
- The code to submit for a certificate will be announced later in the session

7



Presentation Accessibility

- For the benefit of participants who are not able to see the presentation slides on the webinar platform, speakers will
 - Announce slide numbers
 - Describe images that are meaningful to the content of the session

8

About Your Hosts...

TransCen, Inc.

- Improving the lives of people with disabilities through meaningful work and community inclusion

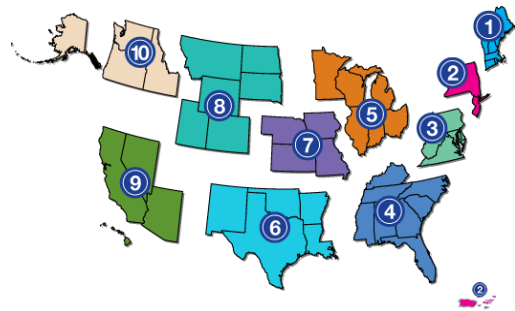
Mid-Atlantic ADA Center, a project of TransCen

9



ADA National Network

- Ten regional centers provide guidance, training, and materials on the ADA
 - **1-800-949-4232**
 - [ADAta.org](https://adaata.org)



10

10

Mid-Atlantic  Center TransCen

Disclaimer



- The Mid-Atlantic ADA Center, operated by TransCen Inc., provides information, guidance, and training the Americans with Disabilities Act (ADA). The information and/or materials provided are intended solely as informal guidance and should not be construed as legal advice. The Mid-Atlantic ADA Center is funded by the National Institute on Disability, Independent Living, and Rehabilitation Research (NIDILRR) (grant #90DPAD0008). NIDILRR is a Center within the Administration for Community Living (ACL), Department of Health and Human Services (HHS). These contents do not necessarily represent the policy of NIDILRR, ACL, or HHS, and you should not assume endorsement by the federal government.

11





Presenter and Agenda



Bill Botten
*Accessibility
Specialist*

- Application
- Tolerances
- Drinking Fountains
- Toilet/Bathing Rooms
- Transient Lodging
- Dining/Work Surfaces/Counters
- Handrails
- Assistive Listening
- EV Charging



2010 Standards for Accessible Design


Title II - State and Local Government Facilities

Title III - Places of Public Accommodations and Commercial Facilities

Enforcing Agency - Department of Justice (DOJ)

800-514-0301

www.ada.gov



13

Mid-Atlantic  Center

 TransCen

DOT ADA Standards

Department of Transportation ADA Standards for Transportation Facilities (2006)

Apply to facilities used by state and local governments to provide designated public transportation services, including bus stops and stations, and rail stations. They include unique provisions concerning:



Location of Accessible Routes (206.3)

Detectable Warnings on Curb Ramps (406.8)

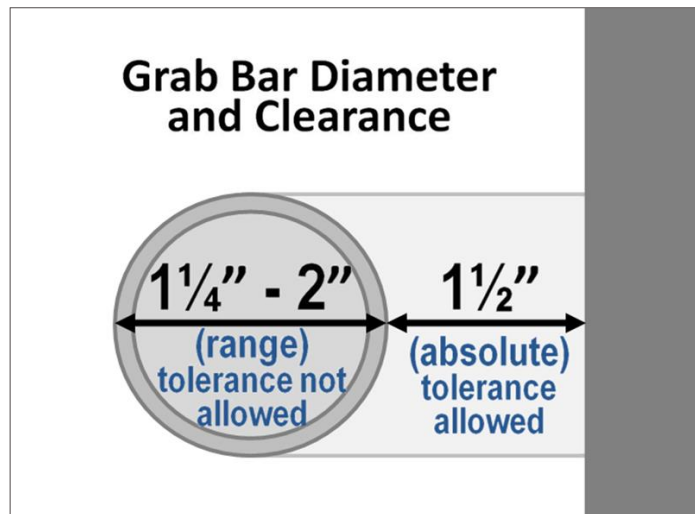
Bus Boarding and Alighting Areas (810.2.2)

Rail Station Platforms (810.5.3)

14



Construction Tolerances

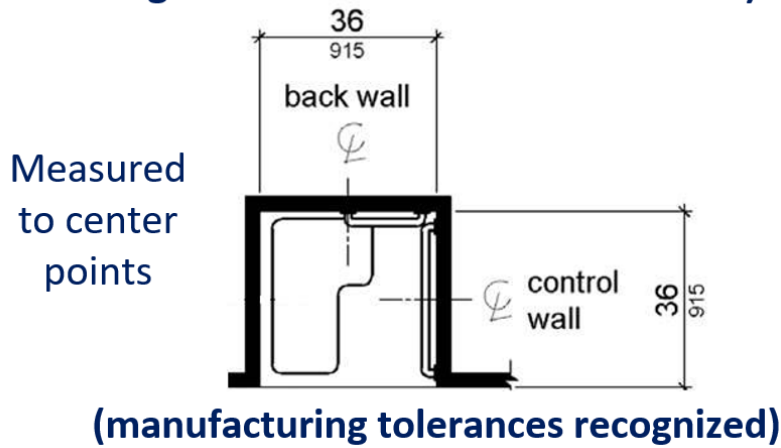


15

15

Construction Tolerances (cont.)

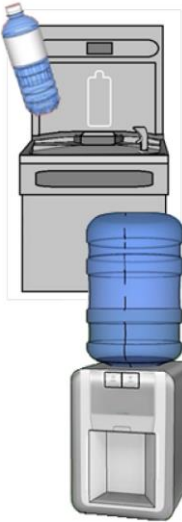
e.g. transfer shower stall (36" x 36")



16

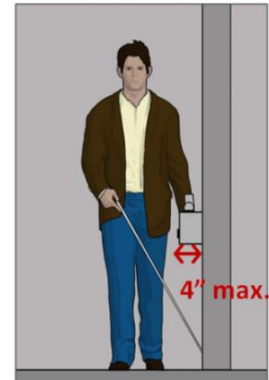
16

Water Coolers and Bottle Fillers



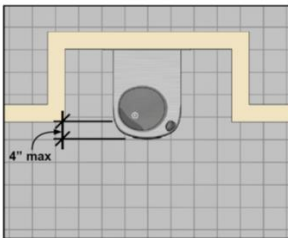
- Water coolers and bottle fillers **cannot** substitute for accessible drinking fountains where drinking fountains are provided
- Providing them does not create a requirement for drinking fountains
- If provided they must comply with operable part requirements of the standards

Drinking Fountains as Protruding Objects



- Elements often recessed to comply (e.g., drinking fountains at standard heights)

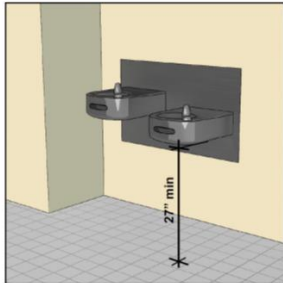
18



Protruding Objects

Recess into wall

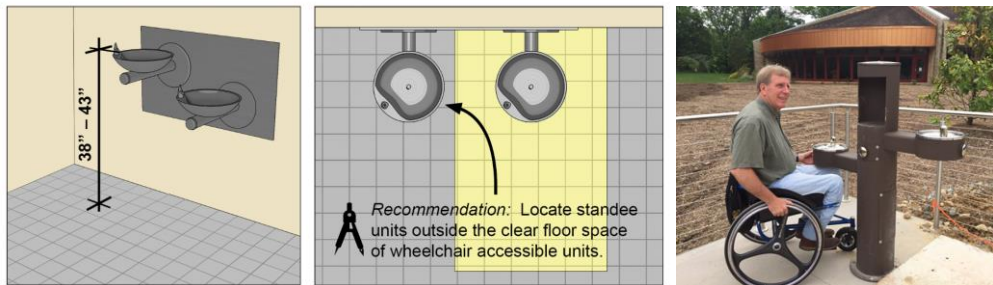
4-inch maximum projection



Wheelchair accessible unit (27" high absolute) can enclose one side of high units

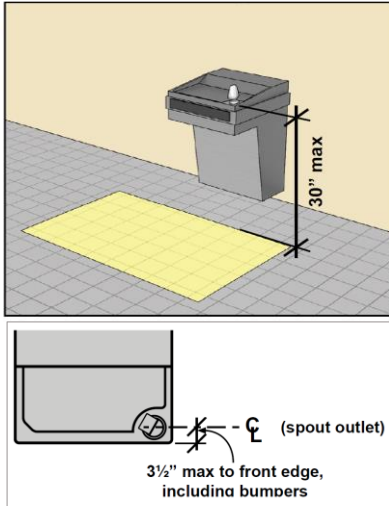
19

Clear Floor/ Ground Space



Locating standee drinking fountains outside of the clear floor space for wheelchair accessible units makes both more usable.

Drinking Fountains for Children's Use



A parallel approach is permitted at units for children's use where the spout is 30 inches maximum above the finish floor and is....

3 1/2 inches maximum from the front edge of the unit, including bumpers.

21

Toilet & Bathing Facilities (§213)



In new construction, **all** toilet and bathing facilities must be accessible (including employee only facilities), except:

- portable units (5% min) and...



New Construction

- Unisex restrooms **cannot** substitute for access to provided multi-user rooms
- Substitution may be allowed in certain alterations

23

Mid-Atlantic  Center TransCen

Clustered Single-User Toilet Rooms

Access to at least **50%** of single user **toilet rooms clustered** at 1 location and serving **same users**



§213.2 EX. 4

24

Clustered Toilet Rooms



Example of clustered toilet rooms

25

Portable Toilet and Bathing Rooms

§213.2 Exception 3

- Where multiple single user **portable** toilet or bathing units are clustered at a single location, no more than 5 percent of the toilet units and bathing units at each cluster must comply with 603.
- Portable toilet units and bathing units complying with 603 shall be identified by the ISA



26

Toilet Compartments vs. Rooms

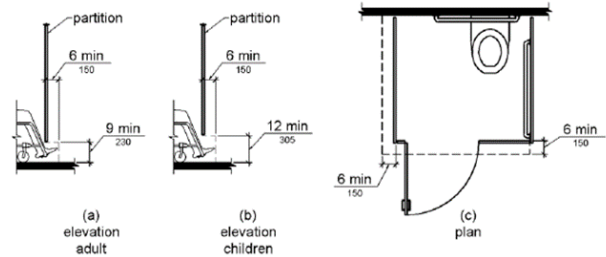


27

Toilet Stall Toe Clearance

604.8.1.4 Toe Clearance

- The front partition and at least one side partition shall provide a toe clearance of 9 inches minimum above the finish floor and 6 inches deep minimum beyond the compartment-side face of the partition, exclusive of partition support members.



- Compartments for children's use shall provide a toe clearance of 12 inches minimum above the finish floor.

Toilet Stall Exception

604.8.1.4 Toe Clearance

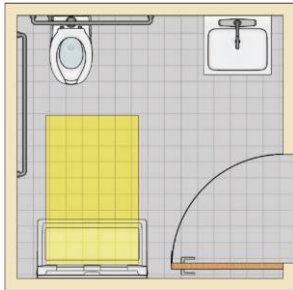
EXCEPTION: Toe clearance at the front partition is not required in a compartment greater than 62 inches deep with a wall-hung water closet or 65 inches deep with a floor-mounted water closet.

Toe clearance at the side partition is not required in a compartment greater than 66 inches wide.

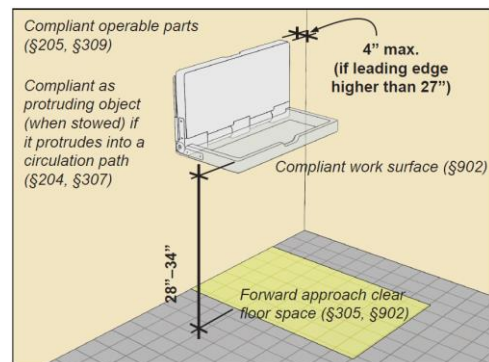


29

Baby Changing Stations



- Cannot overlap fixture clearances or maneuvering clearances when stowed
- Forward approach



30

30

Adult Changing Tables



31

Mid-Atlantic  Center

 TransCen

Transient Lodging Guestroom Scoping

Guest rooms with mobility features

- transfer shower/accessible tub, roll-in shower/alternate roll-in shower
- Disperse among the classes of guest rooms to allow choices comparable to those provided to other guests
 - Prioritize by guest room type, number of beds, and amenities.
- Other guestroom doors must provide 32" min clear width

Other elements and spaces found in transient lodging:

- Service counters, swimming pools, gyms, locker rooms, saunas, restaurants, parking, passenger loading zones, areas of sport activity, assistive listening systems, etc.

Guest Rooms with Mobility Features: Table 224.2

Total Number of Guest Rooms Provided	Minimum Number of Rooms Required Without Roll-In Showers	Minimum Number of Rooms Required With Roll-In Showers	Total Number of Required Rooms
1- 25	1	0	1
26 – 50	2	0	2
51 – 75	3	1	4
76 – 100	4	1	5
101 – 150	5	2	7
151 – 200	6	2	8
201 – 300	7	3	10
301 – 400	8	4	12
401 – 500	9	4	13
501 – 1000	2 percent of total	1 percent of total	3 percent of total
1001 and over	20, plus 1 for each 100, or fraction thereof, over 1000	10, plus 1 for each 100, or fraction thereof, over 1000	30, plus 2 for each 100, or fraction thereof, over 1000



Guest Rooms with Mobility Features

- Living and dining spaces shall be accessible
- Exterior spaces, including patios, terraces and balconies that serve the guest room shall be accessible
- Kitchens and kitchenettes shall comply with §804
- Turning space required within the guestroom
- At least one sleeping area with clear floor space
- At least one bathroom (no fewer than one water closet, one lavatory, one bathtub/shower)
- Comparable vanity countertop space
- Vertical access to a 2nd story within a unit is not required if all spaces required to be accessible are on an accessible route (§206.2.3 Ex. 5)



Guest Rooms with Communication Features

Total Number of Guest Rooms Provided	Minimum Number of Required Guest Rooms with Communication Features
2- 25	2
26 – 50	4
51 – 75	7
76 – 100	9
101 – 150	12
151 – 200	14
201 – 300	17
301 – 400	20
401 – 500	22
501 – 1000	5 percent of total
1001 and over	50 plus 3 for each 100 over 1000

- Dispersion
- At least one guest room required to provide mobility features shall also provide communication features.
- Not more than 10 percent of guest rooms required to provide mobility features shall be used to satisfy the minimum number of guest rooms required to provide communication features.

35

35

Counters vs Work Surfaces

Extended Use

- Work surface
 - Built-in desk
 - Food preparation space
- Dining surface
 - Fixed restaurant table
 - Bartop

Short/Momentary Use

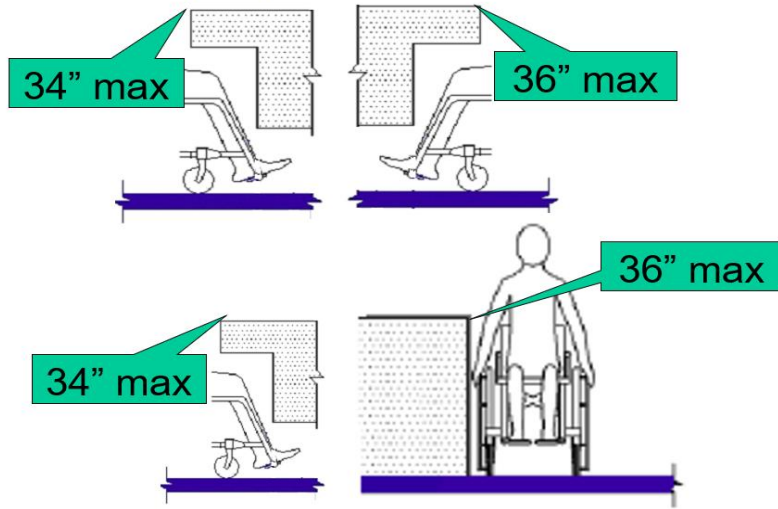
- Sales counter
 - Retail store transactions
 - Ticket windows
 - Checkout aisle
- Service counter
 - Information kiosk
 - Teller window

36



Work Surface (902)

Service Counter (904)



37

Work Surfaces

ADA Standards:

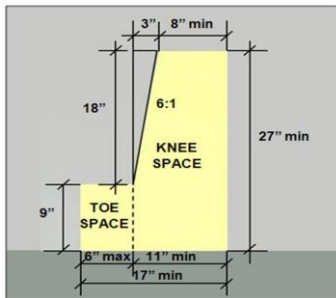
Scoping applies to work surfaces for public use or common use – excluding those used by employees for work (§203.9)



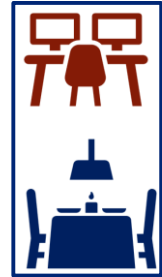
Accommodations for employees with disabilities required under the ADA (Title I)

38

Dining & Work Surfaces (§226)



- Access to at least 5% of surfaces
- Applies to both standing and seating spaces
- Dispersion within space/facility required



- Where dining surfaces are provided for the consumption of food or drink, at least 5 percent of the seating spaces and standing spaces at the dining surfaces shall comply with 902. In addition, where work surfaces are provided for use by other than employees, at least 5 percent shall comply with 902.

Examples of Counters Covered

- Sales counters (all kinds)
- Reception and concierge counters
- Information counters
- Registration and check-in counters
- Counters at ticket or service windows
- Customer service counters
- Ordering, pick-up and drop-off counters
- Other types of service or sales counters
 - Display/ exhibit counters covered only if they function as a sales/ service counter



40

Mid-Atlantic  Center

 TransCen

Counter Scoping (§227.3)

- At least 1 of each type of counter
- Each type of function at a counter
- Dispersion where counters dispersed



Great Resource!

[Accessibility Animation: Sales and Service Counters](http://www.access-board.gov/ada/guides/animations/sales-and-service-counters.html)

(www.access-board.gov/ada/guides/animations/sales-and-service-counters.html)

Dining Surfaces

Access to tables instead of bars may be possible *if*:

- Located in same room or area
- Equal level of service / experience
- Tables are fixed - otherwise, must rely on equivalent facilitation (ADA) or mod/waiver (ABA)



42

Access at Bars and Dining Counters



**Recommended: Integrate accessible seating
with other seating**

Coverage of Temporary Facilities



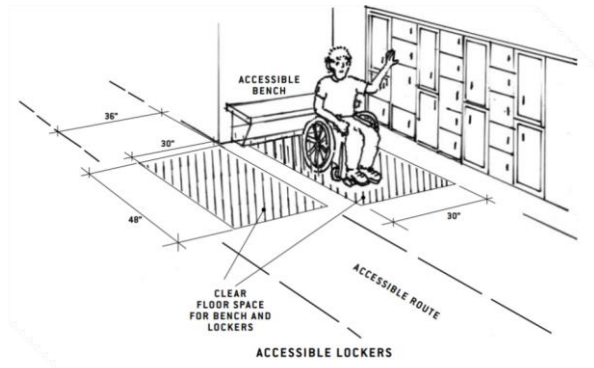
201.3 Temporary and Permanent Structures

These requirements shall apply to temporary and permanent buildings and facilities.


- **Advisory 201.3 Temporary and Permanent Structures.** Temporary buildings or facilities covered by these requirements include, but are not limited to, reviewing stands, temporary classrooms, bleacher areas, stages, platforms and daises, fixed furniture systems, wall systems, and exhibit areas, temporary banking facilities, and temporary health screening facilities. Structures and equipment directly associated with the actual processes of construction are not required to be accessible as permitted in [203.2](#).

44

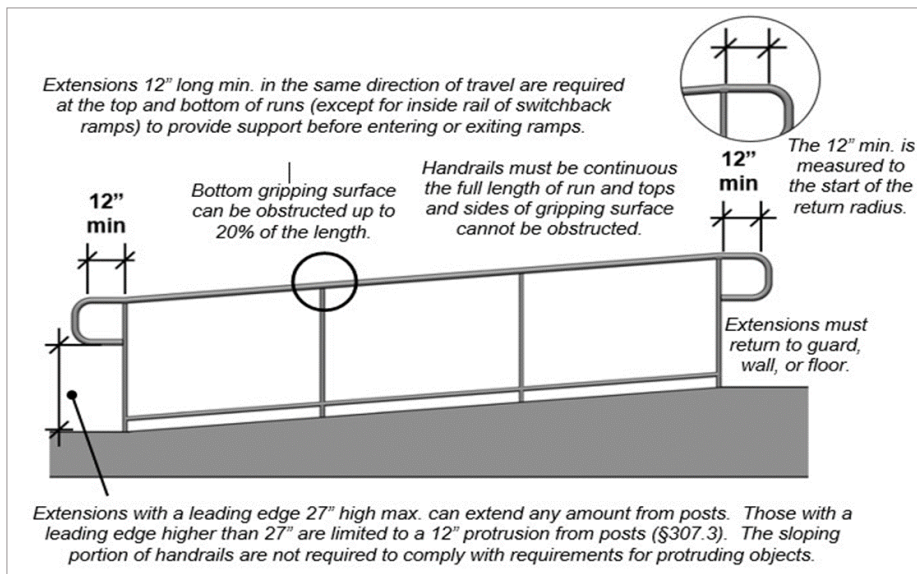
Benches



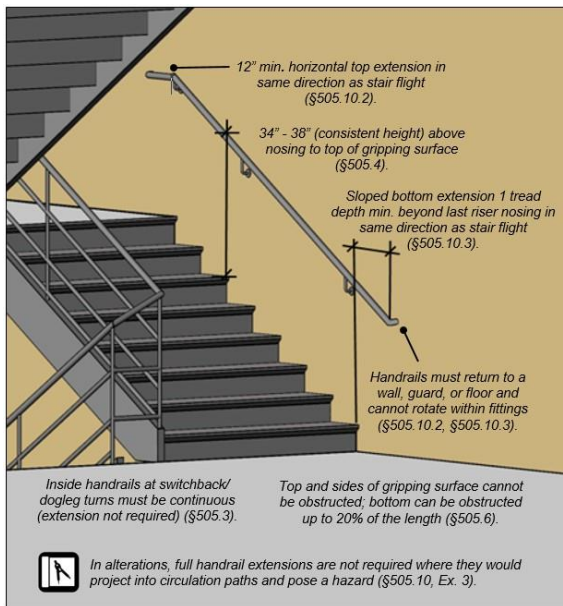
Shopping/Shipping Lockers



46

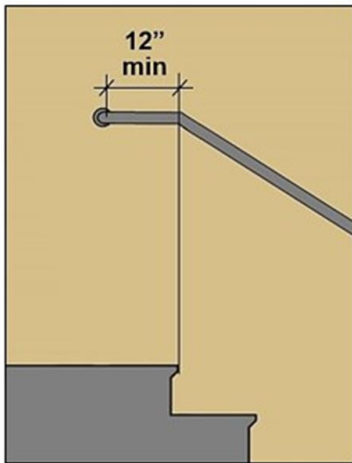


Ramp Handrails



Stairway Handrail Extensions

Stairway Handrail Extensions: Top

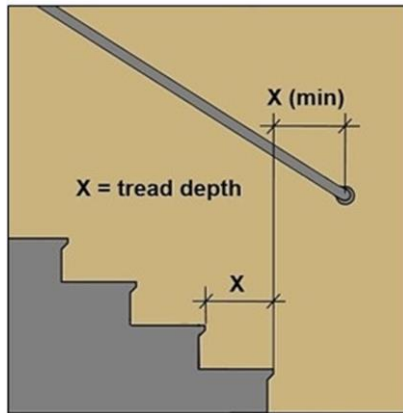


Top handrail extensions at stairways must extend 12" min. horizontally above the landing beginning directly above the first riser nosing...

Or be continuous to the handrail of an adjacent stair flight.

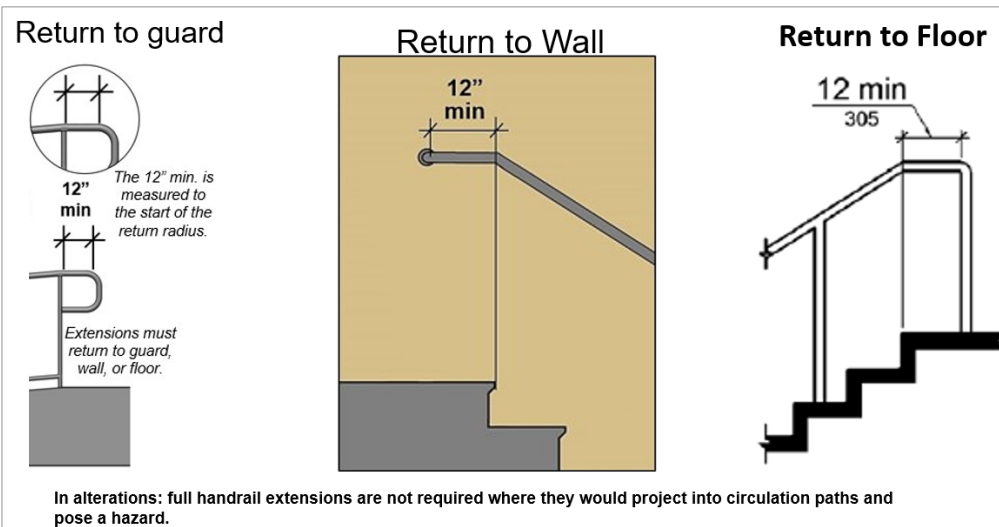
49

Stairway Handrail Extensions: Bottom



- Bottom handrail extensions at stairways must extend beyond the last riser nosing at the slope of the stair flight for a distance at least equal to one tread depth...
- Or be continuous to the handrail of an adjacent stair flight.

50



Kitchen vs. Kitchenette

“A room or area where food is prepared and cooked”

- Residential kitchen
- Common use kitchen
- Commercial kitchen (work kitchen - ABA)
- Classroom kitchen
- Kitchenettes
- Breakrooms, employee lounges, coffee stations?
- Cooktop, range, oven
- Microwave?
- Toaster oven?

52



Kitchen Sinks

Forward approach, knee and toe clearance required (§306)



53

Parallel approach: Allowed in wet bars, and where no cooktop or range is provided (§606.2)



Assistive Listening Systems: Where Required

- Audible communication integral to use of space (219.2)
- Exception where no audio amplification is provided
 - Courtrooms do not get this exception
- Not triggered by fixed seating or occupant load
- Signs indicating availability of ALS, which include the International Symbol of Access for Hearing Loss (216.10)



Types of Assistive Listening Systems


- Infrared
- FM radio
- Induction loop



55

Requirements for Receivers

- Minimum number of receivers required per assembly area based on seating capacity (Table 219.3)
- 25%, no fewer than 2, must be hearing-aid compatible
- Hearing-aid compatible receivers not required where all seats are served by an induction loop system



56



Technical Provisions

- Receiver jacks (706.2)
- Receiver hearing-aid compatibility (706.3)
- Sound pressure level (706.4)
- Signal-to-noise ratio (706.5)
- Peak clipping level (706.6)

57

EV Charging Stations Guidance

- Absent a specific reference to EV charging stations in the ADA and ABA Standards, regulated entities must still ensure that they are accessible to and usable by people with disabilities
- Board issued design recommendations for accessible EV charging stations (July 21, 2022)

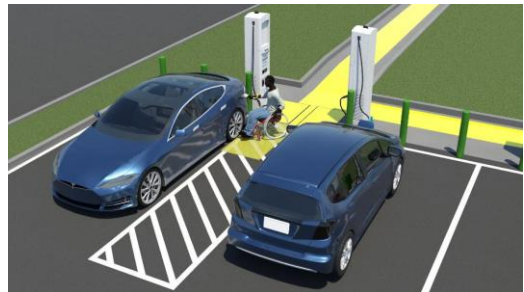


Great resource!

[Design Recommendations for Accessible Electric Vehicle Charging Stations](https://www.access-board.gov/tad/ev/)
(www.access-board.gov/tad/ev/)

EV Charging Stations: Requirements

- Operable parts
 - Clear floor or ground space
 - Reach range
- Connected to accessible route
- Accessible communication features
 - Only required under 508 (federal); manufacturers unlikely to make a separate inaccessible version
 - Display screens
 - Input controls
 - Keys or cards
 - Fare machine requirements



59

Mid-Atlantic  Center TransCen

EV Charging Stations: Recommendations

- Vehicle space design
 - Size
 - Access aisle
- Signage
- Install at ground level
- Location within site



60

Mid-Atlantic  Center TransCen



61

Facility Types

- Accessible routes
 - Recreation facilities including playgrounds
- Pedestrian access route (sidewalk)
- Shared use paths
- Pedestrian trails

Mid-Atlantic  Center

 TransCen




Gates and Barriers

- Minimum width = 32" min. on accessible routes
 - 36" pedestrian trails & ORAR's
- Vertical clearance = 80 inches
- Accessible gate hardware

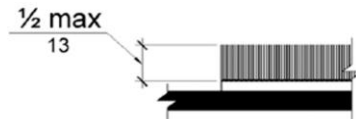


62

Synthetic Turf



- The standards specify the maximum pile height (1/2" measured to the backing, cushion, or pad)



63

Mid-Atlantic  Center

 TransCen



On-Line Guides and Animations



ADA Field Reference Manual

Where to Direct Questions

U.S. Department of Justice

- Implementing regulation and additional requirements
- Requirements for existing facilities – Titles II & III

(800) 514-0301 (voice)

(800) 514-0383 (TTY)

www.ada.gov



U.S. Access Board

- 2010 Accessibility Standards for new construction and alterations

(202) 272-0080 (voice)

(800) 993-2822 (TTY)

(202) 272-0081 (FAX)

ta@access-board.gov

www.access-board.gov



65

65

Mid-Atlantic  Center

 TransCen

Certificates of Attendance: Code

- If you paid for a certificate of participation, check the reminder email you received about this session for instructions
- Please email the code above to ADAtesting@transcen.org by **5 PM E.T. on April 22, 2024**
- Certificates are emailed 1 – 2 weeks after the session

66



Thank You for Joining Us!

Mid-Atlantic ADA Center

Toll-free: **800-949-4232** (DE, DC, MD, PA, VA, WV)

Local: **301-217-0124**

ADAinfo@transcen.org

ADAinfo.org

67

