



Welcome!

Accessibility and the ADA: Facility Standards Update

will begin at 2:00 p.m. Eastern Time

1



Listening to the Webinar



- Online:
 - Please make sure your computer speakers are turned on or your headphones are plugged in
 - Control the audio broadcast via the AUDIO & VIDEO panel
 - If you have sound quality problems, please go through the Audio Wizard by selecting the microphone icon



2



Listening to the Webinar (cont.)



- To connect by telephone:

1-443-453-0034

Pass Code:
368564

This is **not** a toll-free number

3



Captioning



- Real-time captioning is provided; open the window by selecting the “cc” icon in the Audio & Video panel
 - You can re-size the captioning window, change the font size, and save the transcript



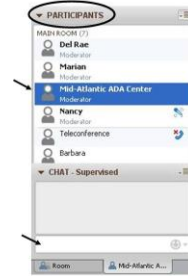
4



Submitting Questions



- In the webinar:
 - Double-click on “Mid-Atlantic ADA Center” in the Participant List to open a tab in the Chat panel (keyboard: F-6 and arrow up or down to find Mid-Atlantic ADA Center); type your question in the text box and “enter”
 - Your question will be sent to the presenters; other participants will not be able to see it
- E-mail: training@transcen.org



5



Technical Assistance



- If you experience technical difficulties
 - Use the Chat panel to send a message to the Mid-Atlantic ADA Center
 - E-mail training@transcen.org
 - Call 301-217-0124

6



Archive



- This webinar is being recorded and can be accessed within a few business days
 - Mid-Atlantic ADA Center website:
 - <http://adainfo.org/content/AccessibilityandADAWebinars>

7



Accessibility and ADA: Facility Standards Update

Technical Specifications: Chapters 3 - 7

8



Today's Agenda



- Chapter 3: Building Blocks
- Chapter 4: Accessible Routes
- Chapter 5: General Site and Building Elements
- Chapter 6: Plumbing Elements and Facilities
- Chapter 7: Communication Elements
- Questions

9



HIGHLIGHTS

Chapter 3: Building Blocks

10





What's in Chapter 3?

- 301 General
- 302 Floor or Ground Surfaces
- 303 Changes in Level
- 304 Turning Space
- 305 Clear Floor or Ground Space
- 306 Knee and Toe Clearance
- 307 Protruding Objects
- 308 Reach Ranges
- 309 Operable Parts

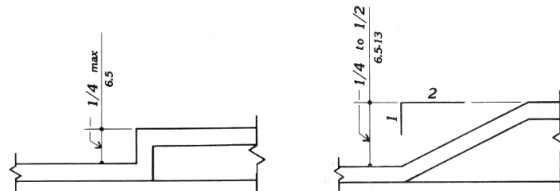
11



Changes in Level



- **1991:**



- **2010:**

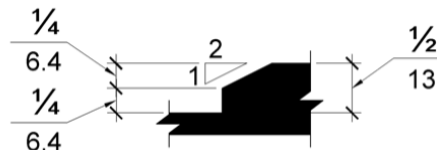


Figure 303.3

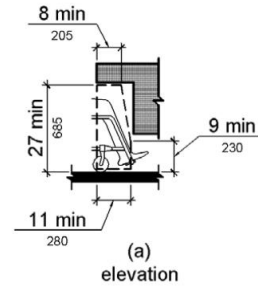
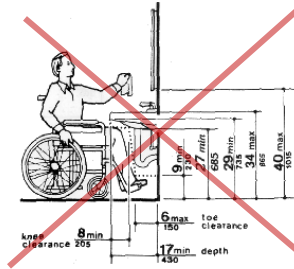
12



Knee Clearance



- **1991:** Knee/toe clearances specified in various sections
- **2010:** All knee/toe clearance requirements refer to “Building Blocks” section 306



13



Reach Range



- **1991:**
 - Forward approach: high 48" AFF max.; 15" AFF min.
 - Side approach: high 54" AFF max.; low 9" AFF min.
- **2010:** Same for forward or side approach
 - High 48" AFF max.; low 15" AFF min.
- Advisory for children's reach ranges, based on age groups

14



Reach

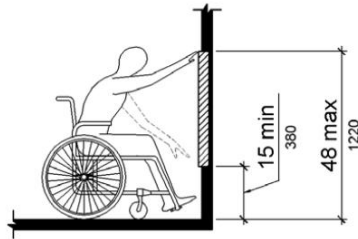


Figure 308.2.1
Unobstructed Forward Reach

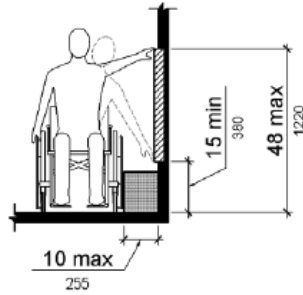


Fig. 308.3.1
Unobstructed Side Reach

15



HIGHLIGHTS

Chapter 4: Accessible Routes

16



What's in Chapter 4?



- 401 General
- 402 Accessible Routes
- 403 Walking Surfaces
- 404 Doors, Doorways, and Gates
- 405 Ramps
- 406 Curb Ramps
- 407 Elevators
- 408 Limited Use / Limited Application Elevators (LULAs)
- 409 Private Residence Elevators
- 410 Platform Lifts

17



Routes on Sites



- New exceptions for accessible routes from site arrival points and within sites where the only means of access is *by vehicle*

18



Routes between Stories



- New exceptions related to certain multi-story buildings
 - Two-story *public* building, one story with occupant load of 5 or fewer people and no public use space
 - Detention/correctional facilities, residential facilities, and multi-story accessible transient lodging guest rooms: route not required to stories not containing or *servicing* spaces required to be accessible
 - Air traffic control tower cabs and floor below
- Exceptions are for the routes *to* the stories only, not for the spaces or elements *on* the stories

19



Routes between Spaces and Elements



- New and revised exceptions
 - “Adaptability” allowed for raised courtroom *employee* stations (judge’s benches, court reporter’s stations, etc.)
 - NOT for raised *public* areas (jury boxes, witness stands, attorney areas, etc.)
 - Exceptions for press boxes if ...
 - Located in bleachers, points of entry at one level, aggregate area of all press boxes in facility 500 square feet maximum
 - Free-standing, elevated above grade 12 feet minimum, aggregate area of all press boxes in facility 500 square feet maximum

20



Routes in Employee Work Areas



- Common use circulation paths in employee work areas must be accessible except ...
 - Located within areas that are less than 1000 square feet and defined by permanently installed partitions, counters, casework, or furnishings
 - Located within areas that are an integral component of work area equipment
 - Located within exterior areas that are fully exposed to the weather



21



Accessible Entrances



- **1991:** 50% of public entrances, and ...
 - Relationship to number of exits required by local codes
 - At least one on ground floor
- If direct connection from parking garage, *at least one* accessible
- **2010:** 60% of public entrances
 - *No* relationship to exits required by local codes
 - *No* requirement for ground floor entrance
- If direct connection from parking structure, *all* accessible

22



LULAs



- Limited Use/Limited Application (LULA) elevators can be used ...
 - Wherever full passenger elevators are *not* required
 - Wherever platform lifts are allowed
 - Within multi-story mobility-accessible residential dwelling units

25



HIGHLIGHTS

Chapter 5: General Site and Building Elements

26



What's in Chapter 5?



- 501 General
- 502 Parking Spaces
- 503 Passenger Loading Zones
- 504 Stairways
- 505 Handrails

27



Accessible Parking



- New Exemption:
 - Spaces used exclusively for buses, trucks, other delivery vehicles, law enforcement vehicles, or vehicular impound are not required to include accessible spaces *as long as public-access lots have accessible passenger loading zones*



28



Valet Parking



- **1991:**
 - Exception for valet parking facilities; accessible spaces not required
- **2010:**
 - NO exception for valet parking facilities; accessible spaces required

29



Van-Accessible Parking



- **1991:**
 - Van-accessible: one of every **eight** accessible spaces
- **2010:**
 - Van-accessible: one of every **six**, or fraction of six, accessible spaces

30



Parking: Signs



- New exemptions
 - Signs not required on sites with four or fewer total parking spaces (including accessible spaces)
 - Signs not required for residential facilities where parking spaces are assigned to specific dwelling units



33



Passenger Loading Zones



- At least one accessible passenger loading zone still required at medical care facilities, but **no longer** required to be “*protected from the weather by canopy or roof overhang*”
- New requirement for accessible passenger loading zone at vehicle drop-off and pick-up areas at mechanical access parking garages

34





HIGHLIGHTS

Chapter 6: Plumbing Elements and Facilities

35



What's in Chapter 6?



- 601 General
- 602 Drinking Fountains
- 603 Toilet and Bathing Rooms
- 604 Water Closets and Toilet Compartments
- 605 Urinals
- 606 Lavatories and Sinks
- 607 Shower Compartments
- 608 Grab Bars
- 609 Seats
- 610 Washing Machines and Clothes Dryers
- 611 Saunas and Steam Rooms

36



Drinking Fountains



- **1991:**
 - Parallel approach allowed for certain wheelchair-accessible units
- **2010:**
 - Forward approach, centered on unit, and knee and toe clearances required for all wheelchair-accessible units
 - Exception for children's units
 - New specification for spout height for "high" fountains (for standing people):
 - 38" – 43" above floor



37



Toilets, Toilet Rooms, and Toilet Compartments



- **New Exceptions**
 - 50% (rather than all) of "clustered" single-user toilet rooms must be accessible
 - Still 5% for clustered *portable* single-user toilet or bathing units
 - Toilet rooms in critical or intensive care patient sleeping rooms in medical facilities are **NOT** required to be accessible

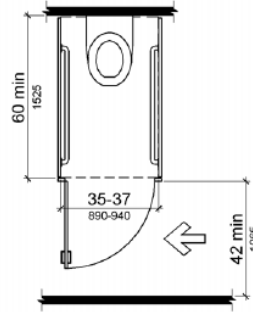
38



Ambulatory-Accessible Compartments



- Still required where there are six or more toilet compartments provided, or where there are total of six or more **toilets and urinals combined**



39



Alterations



- NO MORE “alternate” toilet stalls specified for instances of technical infeasibility; all alterations must comply “to the maximum extent feasible”

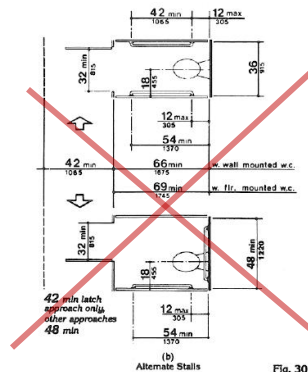


Fig. 30

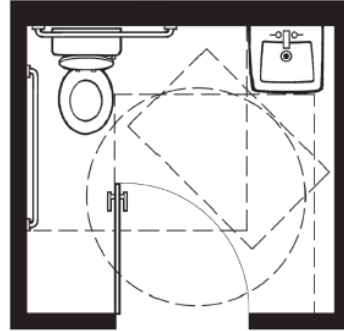
40





Swinging Doors

- New exception
 - Doors may swing over fixture clearances in single-user toilet rooms if clear floor space (at least 30" X 48") is available beyond the arc



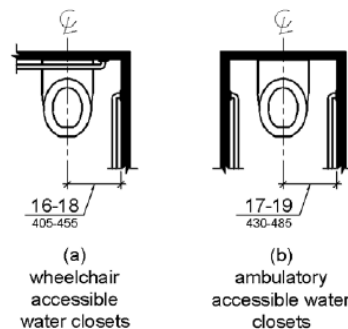
41



Toilets: Centerline



- Standard: 16" – 18"
- Ambulatory: 17" - 19"



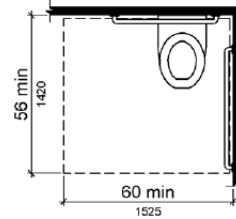
42





Toilets: CFS

- Clear floor space in standard wheelchair-accessible compartment or single-user room allows side approach
 - Exception for residential dwelling units

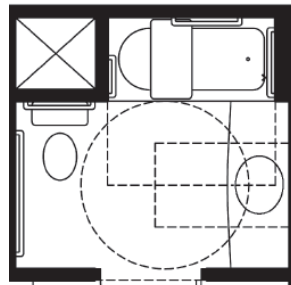


43



Toilets: Rear Grab Bar

- New exception allows 24" rear wall grab bar where wall space is limited by adjacent recessed fixture



44



Toilets: Paper Dispensers



- **1991:**
 - Requirements not specified in text; shown in figures
 - 36" max. from rear wall to front of dispenser
 - 19" min. above floor to centerline of dispenser
- **2010:**
 - 7" – 9" in front of toilet to centerline of dispenser (no relation to rear wall)
 - Height of paper outlet 15" - 48" above floor

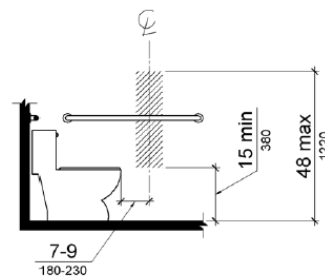
45



Where's the Paper?



- **CAUTION:** Not all area indicated by shading is available for location of toilet paper dispenser outlet **if dispenser projects from wall**: must maintain clearances required for use of grab bar (12" min. above and 1 ½" min. below bar)



46





HIGHLIGHTS

Chapter 7: Communication Elements and Features

47



What's in Chapter 7?



- 701 General
- 702 Fire Alarm Systems
- 703 Signs
- 704 Telephones
- 705 Detectable Warnings
- 706 Assistive Listening Systems
- 707 Automatic Teller Machines and Fare Machines
- 708 Two-Way Communications Systems

48



Fire Alarm Systems



- Employee work areas with audible alarm coverage: wiring system must be designed to facilitate future integration of visible alarm devices
- Visible alarms not required in existing facilities unless existing alarm system upgraded or replaced, or new system installed

49



Fire Alarms



- Standards reference model code (NFPA 1999 or 2002) to a great extent (which allows some visible alarms to be mounted on ceilings), *but ...*
 - Both audible and visible alarms must be **permanently** installed (yes, in communication-accessible hotel rooms, too!)
 - Sound level of audible alarms not to exceed 110 dB

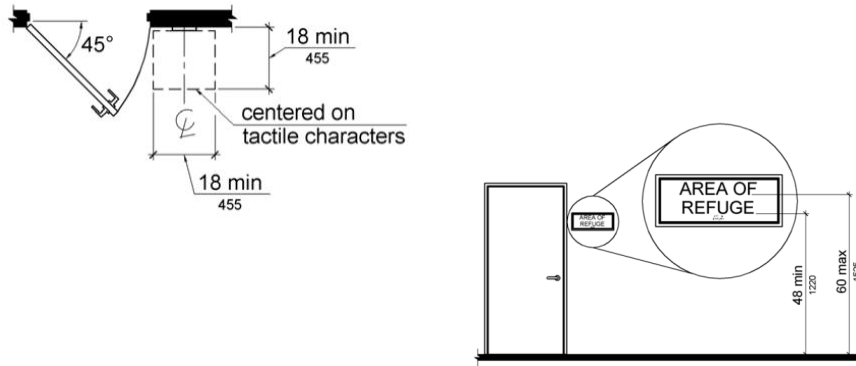
50





Signs

- Location of tactile signs



51



Detectable Warnings



- **1991:**
 - Curb ramps
 - Hazardous vehicular areas
 - Reflecting pools
 - Transit platforms
- **2010:**
 - Rail platforms only

... but don't forget DOT's rule for transportation facilities!

52



Assistive Listening Systems



- **1991:**
 - Permanent systems in assembly areas where audible communication is integral and with
 - Occupant load of at least 50 people, OR audio-amplification, AND
 - Fixed seating
- **2010:**
 - Systems provided in assembly areas where audible communication is integral and with
 - Audio-amplification
 - Courtrooms

53



Assistive Listening System Receivers



- **1991:**
 - Receivers: 4% of total seating capacity
- **2010:**
 - Receivers: table (4% in small facilities, fewer in larger facilities)
 - 25% HAC unless entire area looped
 - Can scope combined seating in multiple assembly areas in one building under common management if receivers can be used with all systems

54



ATMs and Fare Machines



- At least one of each type at each location must be accessible
 - If one facility provides both interior and exterior machines, they are considered separate “locations”



55



Questions?



56





Contact Us

- **ADA questions**
 - **ADA National Network**
 - 1-800-949-4232 V/TTY
 - www.adata.org
- **Questions about this presentation**
 - **Mid-Atlantic ADA Center**
 - 1-800-949-4232 V/TTY (DC, DE, MD, PA, VA, WV)
 - 301-217-0124 local
 - www.adainfo.org

57

